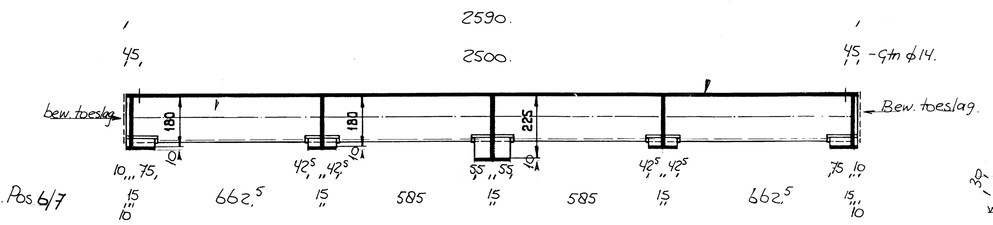
NBWZ.1993-05-860

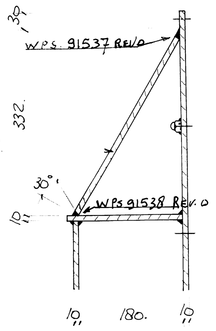
Pijp ϕ180x15 lg 2590 (2) excl. oïl -i.(5mm).
Mat: St 37-3N

Pl. 1947x10 lg 2590 (1)
Fe 360C



DOORSNEDE B-B

(4) Pl. 360x10 lg 1282.



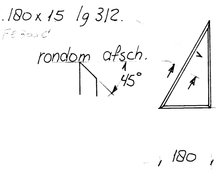
DETAIL F

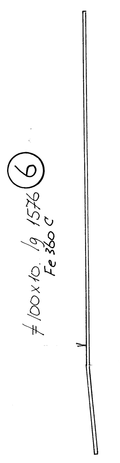


(5) ≠125x10 lg 2165
Fe 360C

Knikken

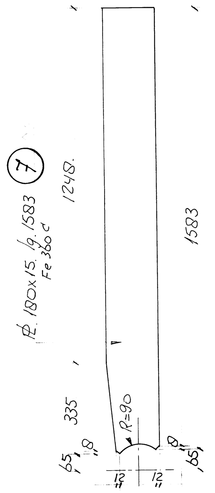
L+R. (11) Pl. 180x15 lg 312.



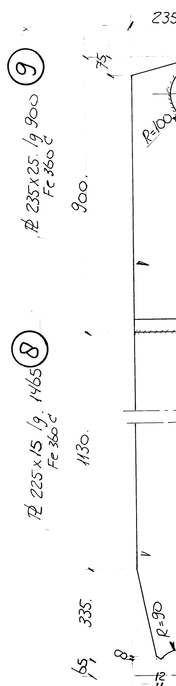


(6) ≠100x10 lg 1576
Fe 360C

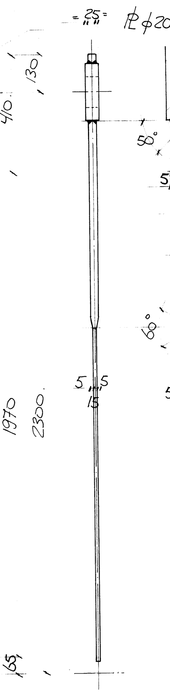
knikken.



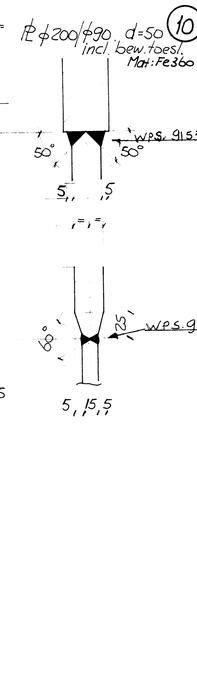
(7) Pl. 180x15 lg 1583
Fe 360C

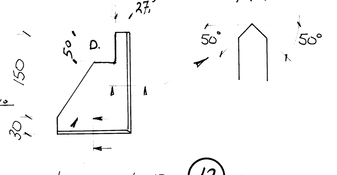


(8) Pl. 225x15 lg 1465
Fe 360C

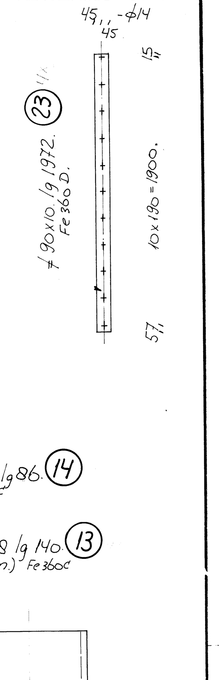


(9) Pl. 235x25 lg 3600
Fe 360C

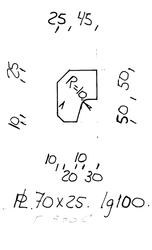




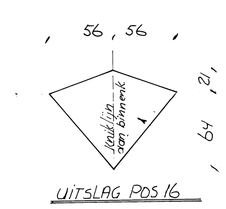
Pl. 130x10 lg 180 (12)
Fe 360C



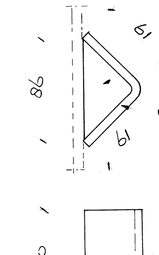
(23) ϕ90x10 lg 1972
Fe 360D.



Pl. 70x25. lg 100. (15)

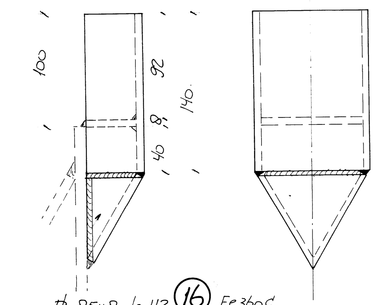


UITSLAG POS 16.

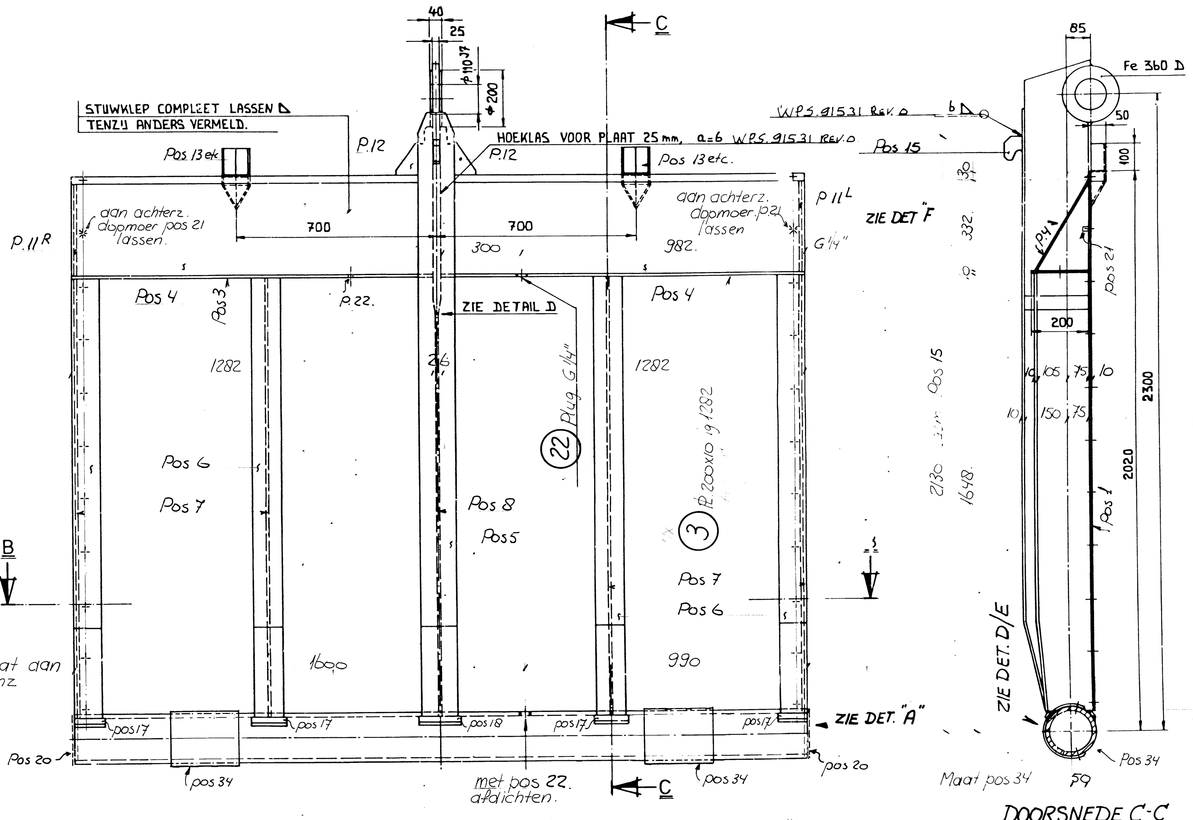


Pl. ± 44x8 lg 86 (14)
Fe 360C

Pl. 122x8 lg 140 (13)
(zetten) Fe 360C



Pl. 85x8. lg 112 (16) Fe 360C
(zetten) en pasmaken op pos 13.



DOORSNEDE C-C

Lasm. Pos 17/18/19 110. 530. 110. 477,5 135. 477,5 110. 530. 110.

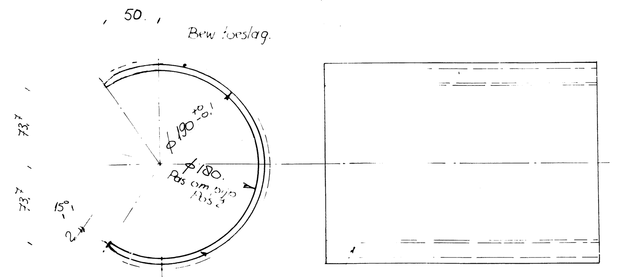
Lagerschalen pos 34 op pijp Pos 2 monteren en samen met pos 32 en Pos 30 etc. machinaal bewerken, alvorens klep pos 1 enz. samen te bouwen en af te lassen.

1410.

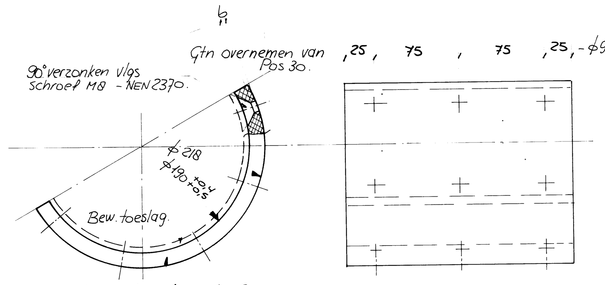
240. 240.

350. 350.

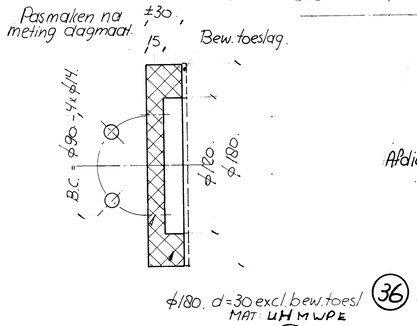
ACHTER AANZICHT
STUWKLEP 2x UITVOEREN.



Lagerschaal uit pl. 240x8 lg 460 (34)
Mat: X2 CrNiMo 17132.



(32) Lagerschaal uit pijp ϕ218/ϕ180 lg=200.
Mat: UHMWPE
Na het monteren in Pos 30. inwendig uitkotteren tot ϕ190.

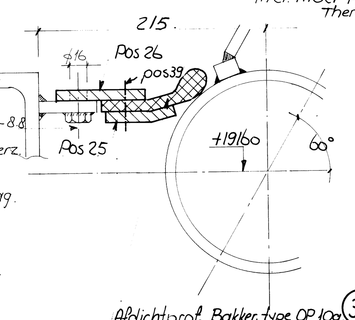


(36) ϕ180. d=30 excl. bew.toes/ Mat UHMWPE

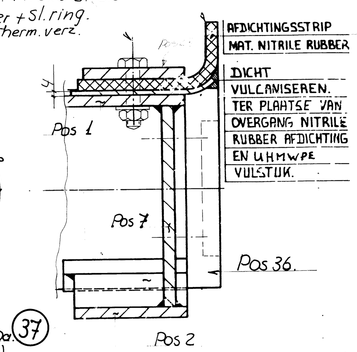
Tapbout. M12x40 (40)
incl. Sluitring.
Therm. verz.

Afdichtingsrubber L=1975 (24)
≠125x4x1925 vulstuk d=4 (24)

(39) Zesk. bout. M12x50 -8.8.
incl. moer + Sl. ring.
Therm. verz.



(38) Tapb. M12x35 -8.8
incl. Sl.r.
Therm. verz.



Pasmaken na meting slagmaat ±30, 15, Bew. toeslag.

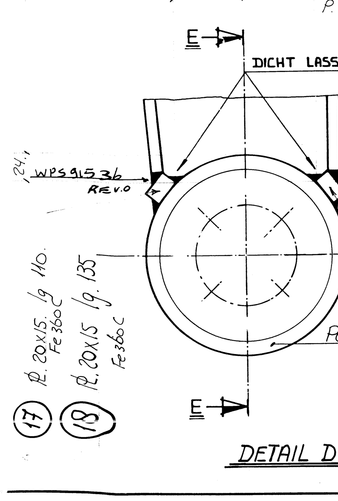
Afdichtprof. Bakker type OP 100 (37)
Lengte 2650 (excl. o.L.)
Mat: NITRILE RUBBER.

DETAIL HORIZONTALE AFDICHTING T.P.V. DRAAIPUNT.

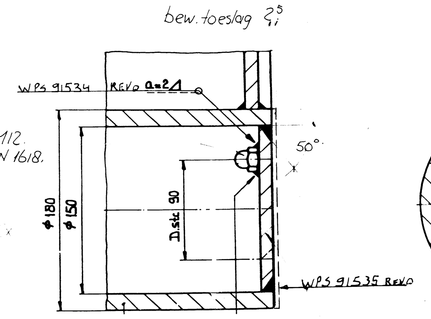
DETAIL AFDICHTING ZIJKANT VAN STUWKLEP

SPEC.	NR.	OMSCHRIJVING	MATERIAAL
CO	1901	constructiestaal	Fe 360C
CO	1905	constructiestaal	Fe 360D
CO	0701	naadl. stalen buis	St. 37-3N
CP	0250	corrosievaststaal	X2 Cr.ni.mo. 17132
BM	0352	zeskant bout	8.8 tZn
BM	0452	zeskant moer	8 tZn
BM	0250	vlakke sluitring	St. tZn
BM	0527	hoge dopmoer	A4-80
BM	0825	platverzonken schroef	r.v.st.

AANTALLEN GELDEN VOOR 2 STUWKLEPPEN.
VOOR OVERZICHT ZIE TEK AO-91-1153-01
ALLE LASSEN DS t.a.v. WPS. 91533 Rev 0

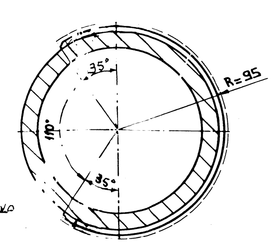


DETAIL D.



(20) Pl. ϕ148 d=10 Fe 360C
excl. bew. toeslag.

DETAIL A



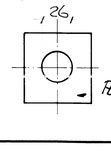
Lagerschaal d. lassen Ø3 rondom WPS. 91543

DETAIL E (SPIEGEL B. GET)

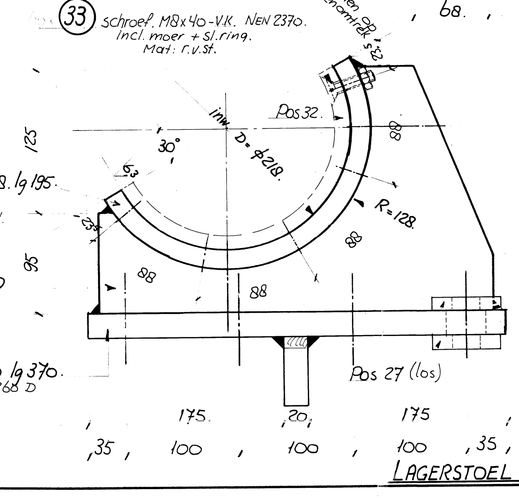
(30) ½ Pijp. ϕ254/218. lg 195.
(uit pijp ϕ254x26)
Mat: St. 37-3N.

(29) Pl. 220x15 lg 350
Fe 360 D

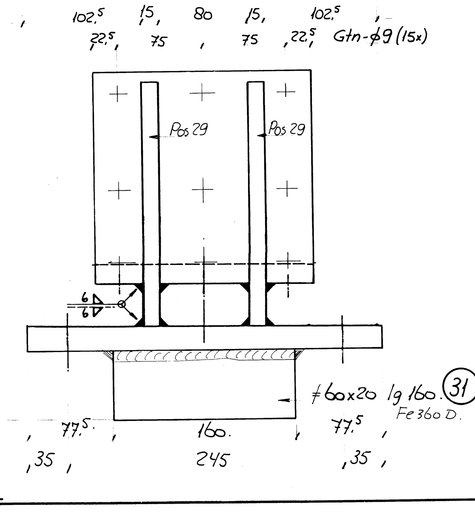
(28) Pl. 315x20 lg 370.
Fe 360 D



(27) Pl. 60x10 lg 60
Fe 360 D.



LAGERSTOEL 4x UITVOEREN.



(31) ≠60x20 lg 160
Fe 360 D.

½ (knikken)

≠65x10 lg 2650 (25)
Fe 360C.

NBWZ-1993-05860

RIJKSWATERSTAAT bouwdienst rws		hoofdafdeling natte infrastructuur afdeling werktuigbouw Tilburg	
KWXOMSCHR.	ZUID-WILLEMSVAART	KWXID	–
KWDOMSCHR.	OMLEGGING HELMOND	KWDID	
HOOFDONDERDEEL	DOORLAATWERK HELMOND		
Projectleiding ontwerp	Constructie onderdeel: BEWEGINGSWERK	Tek. nummer	A 110373
PM	Titel: STUWKLEP + ONDERDRAAIPUNT		0 A B C D E F G H
PL		Project nummer	1072
Constructiebureau	School 1:2,5 1:10 1: 1: 1:	Top.code nummer	51H – 357
Hoofd Projban. Groepsl. Constr.tek.	Datum w/jz.0 Formaat A0	Blad nummer	

PROJ.		AM.	COMM. NR. 1153	MODEL NR.	
RUWHEID	ISO 1302		GEWICHT	KG	GETEKEND J. de Jong 13-9-91
PASSEN			VERVALLEN		GECONTR.
TOLER.	ISO 1101		TEK.		GEAUTOR.
MAAT TOLER.	ISO 286		SCHAAL 1:2,5		

BEGEMANN STAALBOUW B.V. HELMOND

TITEL: STUWKLEP + ONDERDRAAIPUNT
SLUIS HELMOND

CODE NR.
FORMAAT: A0-91-1153-02
GEWIJZIGD A B C D